

New Holland BC5000 Series Square Balers



BC5050 BC5060 BC5070 BC5080 BALE THROWER 72



A proud heritage of innovation

New Holland is the haytools leader.

For generations, New Holland has set the gold standard for haymaking. In fact, New Holland's reputation for innovation and quality began with the small square baler, a machine that revolutionized hay and straw harvesting and put New Holland on the map.

When New Holland introduced the first successful automatic hay baler nearly 70 years ago, farmers immediately recognized its value and rushed to buy it. More than 700,000 balers later, New Holland is still the leader in balers, with a well-earned

reputation for quality, reliability and engineering excellence.

There have been more New Holland small square balers sold than any other brand with good reason – New Holland is the hay-making specialist.






This model BC5070 was designed with special edition decals to commemorate the 700,000th small square baler built since 1937



The first production units of the New Holland Model 73 baler started coming off the assembly line in 1940. The first baler (shown here restored to its original condition) was an instant success, with more than 20,000 balers of the original design made in the next several years.



Ed Nolt, inventor of the first successful automatic baler, field tests an engineering prototype in the mid-1940s. His design revolutionized hay and straw harvesting and earned New Holland a place of honor in the history of agricultural machinery.



The back-breaking work of putting up hay became easier with the introduction of automated balers.

Reliable, hard-working balers

BC5000 Series Small Square Balers				
Model	BC5050	BC5060	BC5070	BC5080
Bale size	14" x 18" (36 x 46 cm)	14" x 18" (36 x 46 cm)	14" x 18" (36 x 46 cm)	16" x 18" (41 x 46 cm)
Plunger speed (strokes/min)	79	93	93	93
Pick-up width	65" (1.65 m)	65" (1.65 m)	75" (1.9 m)	75" (1.9 m)
Min. PTO hp	35 hp (26 kW)	62 hp (45 kW)	75 hp (56 kW)	80 hp (60 kW)





Your choice for quality, uniform bales.

Proven performance

Commercial haying operations and operators who custom-bale for horse farms are big fans of New Holland square balers. That's because their livelihood depends on making consistent bales that meet the exacting demands of horse and livestock owners. They put their trust in the proven performance of New Holland balers.



Convenient feeding

New Holland bales are the only choice for hand feeding. You can quickly separate the flakes, and with New Holland's consistent bale density, you know exactly how much each animal receives.

Crop-saving capacity and reliability

You'll find many more award-winning benefits to help increase your productivity:

- The Super-Sweep pickup saves valuable crop
- The plunger runs on sealed bearings and packs uniform, dense bales in all crop conditions
- A gear-driven knotter ties thousands of bales without a miss
- The exclusive Power-Pivot PTO provides extra maneuverability



14 x 18 balers for traditional farm operations

Models BC5050 & BC5060

BC5050 (14 x 18)

- Super-Sweep pickup: 65 inches wide; 70 inches (flare)
- 88 teeth on four bars (44 double fingers)
- Exclusive Flow-Action™ feeder
- Adjustable feeder back
- 283-square-inch feed opening
- 79 SPM on a 30-inch stroke
- Twine tie only
- Category 4 driveline
- 35 hp (minimum) tractor required

BC5060 (14 x 18)

- Super-Sweep pickup: 65 inches wide; 70 inches (flare)
- 110 teeth on five bars (55 double fingers)
- Exclusive rotary feeder
- 283-square-inch feed opening
- 93 SPM on a 30-inch stroke
- Twine or wire tie
- Category 6 heavy-duty driveline
- 62 hp (minimum) tractor required



Higher-capacity balers for larger baling operations

Models BC5070 & BC5080

BC5070 (14 x 18)

- Super-Sweep pickup: 75 inches wide; 80 inches (flare)
- 156 teeth on six bars (78 double fingers)
- Exclusive rotary feeder
- 283-square-inch feed opening
- 93 SPM on a 30-inch stroke
- Twine or wire tie
- Category 6 heavy-duty driveline
- 75 hp (minimum) tractor required
- HD knotters with hardened steel and bill hook cams



It's the best-selling square baler in North America for big haying operations and custom operators! With an extra wide 75-inch Super-Sweep pickup and high-capacity rotary feeding system, the Model BC5070 makes 14 x 18 bales and handles bigger, wider windrows.

BC5080 (16 x 18)


- Super-Sweep pickup: 75 inches wide; 80 inches (flare)
- 156 teeth on six bars (78 double fingers)
- Exclusive rotary feeder
- 318-square-inch feed opening
- 93 SPM on a 30-inch stroke
- Twine tie only
- Category 6 heavy-duty driveline
- 80-hp (minimum) tractor required
- HD knotters with hardened steel and bill hook cams



The BC5080 is fast, dependable, and makes solid, quality 16 x 18 bales that are easier to handle with automatic bale wagons. Big-scale hay growers and custom operators choose the BC5080 because it makes short work of big haying jobs, and keeps running strong, year after year.



A big eight-ball twine box on the BC5070 and BC5080 keep you baling longer without rethreading. Conveniently located at the rear of the baler, the box has a hinged lid to keep twine clean and dry.



A replaceable bale chamber floor increases the life of the entire bale chamber—a big asset in sandy soil and abrasive conditions.

What makes a quality bale?

Super-Sweep pickup saves valuable crop.

You can rely on your New Holland baler to make consistent, high-quality bales season after season. They're designed to produce dense, uniform bales that stack and transport easily.

Super-Sweep pickups

All balers feature wide Super-Sweep pickups. The BC5050 and BC5060 have a 65-inch-width pickup; 70 inches with the flare. The pickup

for the BC5070 and BC5080 measures 75 inches across; 80 inches with the flare.

Pair this wider pickup area with the exclusive action of the Super-Sweep pickup, and you'll get the extra crop that's missed by conventional pickups. Multiple rows of pickup teeth work between narrow flanged guards, saving stems and protein-rich leaves. Pickup teeth are

made of durable music wire for extra-long life. Guards also protect tines from damage.


A floating windguard (13-rod on the BC5080 and BC5070, eight-rod on the BC5060 and BC5050) ensures that the windrow is fed smoothly. The pickup gauge wheel guides the pickup across the changing terrain and is easily adjustable to five positions.



The belt-driven Super-Sweep pickup is protected against overloads so it's sure to provide a long, trouble-free life. Plus, the "lost motion drive" capability lets you back up the baler without damaging pickup teeth.

Stronger plunger

High-strength steel is used throughout the plunger mechanism for reliable baling. Plunger rails have been repositioned to eliminate grooving in the bale.



The plunger runs on sealed ball bearing rollers and wear-resistant white-iron slides for minimal maintenance and fewer adjustments.

Dependable tying

Reliable twine knotters or wire twisters go thousands of bales without a miss. Knotters have hard-surface material at important wear points for long life and smooth tying.



"Thousands of bales without a miss." It holds true for the dependable knotters and twisters that go on New Holland balers. Knotters and twisters are gear-driven for a simpler, easy-to-maintain design. Twisters are available on Models BC5060 and BC5070 only.



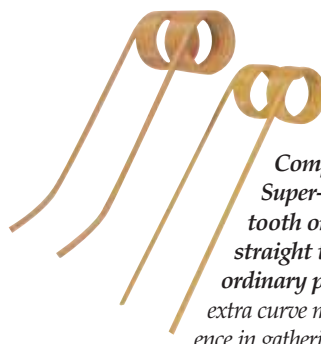
Adjustable bale tension doors make it easy to change bale density at the bale case.



You can also equip your baler with hydroformatic bale tension control. This feature helps maintain uniform bale density in varying crop conditions.



The rugged bale chamber is designed for better bale formation. Six hay dogs hold charges in place for firm, quality bales.



Compare the Super-Sweep pickup tooth on the left to the straight tooth used on ordinary pickups. That extra curve makes the difference in gathering more crops.



Pickups are manually raised and latched into transport position. An optional hydraulic pickup lift simplifies raising and lowering the pickup.



The adjustable feeder back lets you control crop flow into the bale chamber. Simply loosen three bolts on each side, set at the desired position, and then retighten the bolts.



Tension springs are the economical way to adjust bale tension. A one-half-inch increase in spring tension equals 600 pounds of increased force.



A heavy-duty PTO is standard on BC5060, BC5070 and BC5080.

Reliable feeders make every bale a quality bale

Smooth, even flow guarantees uniform bales.

Rotary feeding system (Models BC5060, BC5070, BC5080)

The exclusive New Holland rotary feeding system is durable, reliable, easy to service, and easy to adjust. It produces a smoother, even flow of material through the baler that reduces leaf loss and produces uniform, high quality bales.

A mechanically simple system, the rotary feeder consists of heavy-duty, paired rotating tines and a feeder fork.

The system is timed to keep material flowing evenly into the bale chamber, by allowing the tines to overlap for smooth, continuous crop movement. Finally, the double packer fork folds the hay into the bale case. The packer fork is adjustable to get optimum bale shape in different crop conditions.

Flow-Action® feeder (Model BC5050)

The BC5080 features the exclusive time-proven Flow-Action® feeder. Six feeder tines are mounted on a long feeder bar which runs on sealed roller bearings for quiet, friction-free operation.

The tines measure just the right amount of crop and gently move it to the bale chamber. Leaves don't shatter – and that means a higher quality bale. Plus, two sets of the tines are adjustable to handle difficult crops.

Both feeding systems are chain driven for durability and reliability, and are easy to service and adjust.



More productive time in the field

Easy to use, easy to service.

Nobody understands baling quite like New Holland. That's why you can rely on your New Holland baler to be more productive, more reliable and easier to use and maintain than ever before.



The replaceable feeder floor on the BC5070 provides wear resistance and easier serviceability at the bale chamber joint, eliminating feeder floor cracking.



Hydroformatic oil pump is conveniently located for easier serviceability. (Models BC5060, BC5070, BC5080.)



Category 6 heavy-duty driveline for outstanding durability on BC5060, BC5070, BC5080 models.



New pickup drive chain access shield provides easy entry for servicing. (Models BC5070 and BC5080.)



Redesigned knottor gear drive makes servicing or replacing the pickup belt simple.

New flip-up front gearbox shielding makes it a cinch to access key service points, like the main gearbox and hydroformatic system.



The capacity you want, and the rugged reliability you need

Proven design and durability are built in.



1. Adjustable packer fork on the BC5060, BC5070 and BC5080 can be easily adjusted to handle various crops for consistent bale formation.

2. New Holland tying systems are proven for their “thousands of bales without a miss”. Gear drives make them even easier to keep in time.

3. Rugged bale chamber is designed for better bale formation. Six hay dogs hold charges in place for firm, quality bales.

4. High-capacity feeding systems. The rotary feeder is standard on the BC5060, BC5070 and BC5080. The BC5050 uses the time-proven Flow-Action® feeder. Both systems are adjustable to work in varying crops, from alfalfa to slippery grasses.


5. Floating windguard controls the windrow and forms a smooth mat for positive feeding.

6. Flotation tires are standard equipment. They smooth out the ride in the roughest fields, yet are gentle on tender alfalfa regrowth.

7. Belt-driven pickup acts as a slip clutch to prevent overloads. The pickup can be backed up without damaging the pickup teeth (“lost motion drive”).

8. Pickup gauge wheel is standard equipment. It compensates for uneven field conditions as it protects pickup teeth. Flotation tire (shown) is standard on Models BC5070 and BC5080.

9. Strong plunger rides on sealed ball bearings and white iron slide blocks which provide optimum bale shape and density. Two bearings and



one plunger rail are adjustable for maintaining proper alignment.

10. Large feed opening handles the big-capacity pickup and feeder.

11. Fast plunger speed, long plunger stroke. Thirty-inch stroke for all balers; speed is set to maximize baler capacity (from 79 to 93 SPM, depending on the model).

12. Large flywheel provides smooth power transfer.

13. Slip clutch protection. Three-disk clutch on the BC5080 and BC5070, two disk on the BC5060 and

BC5050, along with overrunning drives, gives gentle load engagement, long life, and greater load capacity.

14. Category 6 heavy-duty drive-line – on the BC5080, BC5070, and BC5060, Category 4 on the BC5050. Lets you push more power into the baler for high-capacity baling.

15. Heavy-duty tongue attaches directly to the axle (not the bale chamber) to keep towing stresses from passing through the chamber. Two field positions are available for use with various tractor widths. (Optional hydraulic tongue swing kit available.)

16. Super-wide, Super-Sweep pickup is standard on all balers. Curved teeth get the short fine crop other pickups miss while pickup visibility ensures plug-free feeding.

17. Exclusive Power-Pivot PTO is standard on all models. You can make tight turns with less wear on the universal joints.

18. Smooth main-drive gearbox. Tapered roller bearings and heat-treated, alloy-steel gears run in oil for smooth, quiet working. Shearbolt protected from overloads.

Better balers deserve better throwers.

Save time, increase productivity with bale thrower.



Improve productivity

Increase productivity by throwing bales – as they’re made – right into your bale wagon. The Model 72 belt-type bale thrower offers reliable performance and a clean design.

The 72 is compatible with Models BC5050, BC5060 and BC5070 balers. It can completely fill an 18-foot wagon with bales up to 38 inches long and 65 pounds in weight without restricting baler capacity. (Higher bale weights are possible.)

Plus, the thrower’s simple design allows for easier adjustments and servicing. And its durable design provides trouble-free operation, season after season.

Other features

The 72 is designed to make baling less of a chore. Tractor-mounted electric distance controls make changing throwing speed a snap. Plus, an indicator on the baler lets you know at a glance the distance bales are thrown.

The thrower can also be set to drop bales directly on the ground if needed, without removing it from the baler.

1. Direction control. This double-acting hydraulic cylinder pivots the thrower up to 30 degrees, left or right, for turning or baling on a contour. Simply move the tractor remote control valve lever to position the thrower.

2. Wagon hitch. Attaches to the baler axle to keep towing stresses

where they belong. Adjusts to narrow road width for easy transport.

3. Rod spacers. Adjustable to control apron spacing when baling light, springy, or semi-cured material.

4. Diamond-tread belts. Strong and durable.



Distance and direction controller attaches to the tractor. The toggle switch controls the speed of the throwing belts for distance.



SPECIFICATIONS **MODEL 72 Thrower**

Bale Size:

Cross section14x18 in. (36x46 cm)
 Length (max.)38 in. (96.5 cm)

Weight:
 Maximum80 lb. (36.3 kg)
 Maximum recommended
 with 18-ft. wagon65 lb. (29.5 kg)

Baler ModelsWorks with New Holland BC5050,
 BC060, BC5070 twine-tie PTO balers

Apron Belt (two)12 in. (30.5 cm) wide, 2 ply,
 diamond-tread

Apron Belt Speed (max.)2570 feet per min. (783 m/min.)

Apron Belt Roller Speed:
 Maximum1946 rpm
 As shipped1870 rpm


PowerHydraulic, driven from baler flywheel

MovementHorizontal; 30 degrees right, left
 (0.52 rad). Controlled by hydraulic
 cylinder.

Dimensions:

Weight (approx., with wagon hitch) .655 lbs. (297 kg)
 Height (from top of bale case)31.5 in. (79.9 cm)
 Length (approx., beyond end
 of bale case)58.1 in. (147.6 cm)

Design, materials and/or specifications are subject to change without notice and without liability therefor. Specifications are applicable to units sold in Canada, the United States, its territories and possessions, and may vary outside these areas.



Distance Indicator is easily visible from the tractor seat. It shows you the relative distance bales are thrown: six is the farthest distance (fastest belt speed); one is shortest.



Look no further for all your haymaking needs.

Options and completing packages make the best even better.

Other companies talk about hay-making. Only New Holland delivers a complete product line of high-quality hay equipment.

Clear big fields of bales fast

For over 40 years, New Holland bale wagons have transformed the back-breaking labor of moving and stacking bales into a job that's almost effortless. New Holland makes this job faster than ever with the H9800 Series self-propelled automatic bale wagons. The Stack Command™ control system allows you to program

and control how you want to stack the bales on the wagon from the comfort of the cab.

New Holland also offers Model 1037—a pull-type bale wagon that you can pull behind your tractor and pick up, load and stack bales right from your seat.

No more waiting on the weather

You can get out into the fields to bale earlier, even on cloudy days, and work later in the evenings when dew is heavier. That's because when hay is treated with CropSaver™ hay



CropSaver™ is a safe solution used to help preserve all types of hay including alfalfa and grass. CropSaver enables you to bale your hay at a moisture level of up to 30%, and helps to maintain both the fresh smell and green color of hay, even after it's stored.

For automatic bale retrieval, New Holland offers pull-type and self-propelled bale wagons.



preservative, you can bale hay at moistures up to 30% without worry of heating or mold damage.

Make good, tight bales with New Holland twine

If your aim is to make premium-quality bales, it only makes sense to use a New Holland baler and top-quality twine. All New Holland twine has been tested and proven to work in New Holland balers.

New Holland natural twine is treated to resist mildew, rot, rodents and insects, and is uniform in thickness and strength throughout the entire length. That's why New Holland natural twine has fewer tying problems and a higher knot strength than competitive twines.

New Holland plastic twine sets the standard for quality, strength, and long-lasting durability. It won't rot, and is non-toxic and harmless if eaten by animals. New Holland plastic twine will work with any properly adjusted twine baler without modifications.



Don't be fooled—not all twines are created equal. You can rely on quality twine from New Holland—available in natural fiber and plastic.



Hydraulic pickup lift. (Shown from rear of baler.) When baling, raise or lower your pickup as needed to adjust to differing terrain without leaving your tractor seat.



Triple-purpose chute supports bales as they leave the chamber; can be set to roll bales to left, away from next windrow. (Also becomes the base for bale-loading chute.)



Hydraulic tongue swing uses hydraulic muscle to swing the baler into transport or working position quickly and easily.



Quarter-turn bale chute drops bales on their sides so twine is kept away from the ground to prevent rotting. Sets bale into proper position for retrieval by automatic bale wagon. Bale case extension is also recommended when using the quarter-turn bale chute.

Road lights provide visibility when towing and turn signals for safety



Worklights. Bright halogen lights provide ample illumination for night baling. Includes a red warning light for transport.

Specifications

NEW HOLLAND TOP SERVICESM MAKES YOUR NEEDS A TOP PRIORITY



866-NEW-HLND
866-639-4563

MODEL

Bale Size:

Cross section

Length

Super-Sweep Pickup:

Width inside

Width on flare

Number of teeth

Floating windguard

Drive

Gauge wheel

Rotary Feeding System:

Type

Drive

Flow-Action[®] Feeding System:

Type

Drive

Feed Opening

Plunger:

Stroke length

Speed (540 rpm)

Construction

Tying Mechanisms:

Type

Protection

Capacity (twine)
(wire)

Main Drive:

Flywheel diameter

PTO

Protection

Gearbox

Tires:

Flotation (right)
(left)

Dimensions:

Height (max.)

Width

Length:

With 3-joint PTO and
quarter-turn bale chute

Weight (approximate):

With three-joint PTO,twine version

With three-joint PTO,wire version

Recommended Transport Speed

Tractor Requirement*

Horsepower (min.)

*Tractor weight must be greater than baler weight;
excludes bale thrower.

Options

BC5050	BC5060	BC5070	BC5080
14x18 in. (36x46 cm)	14x18 in. (36x46 cm)	14x18 in. (36x46 cm)	16x18 in. (41x48 cm)
Adjustable, 12 to 52 in. (31 to 132 cm)			
65 in. (1.65 m) 70 in. (1.8 m) 88 on four tooth bars Eight rodsV-belt to roller chain to "lost motion" reel drive 3.00x12; semi-pneumatic	65 in. (1.65 m) 70 in. (1.8 m) 110 on five tooth bars Eight rods 3.00x12; semi-pneumatic	75 in. (1.9 m) 80 in. (2 m) 156 on six tooth bars Thirteen rods — 15x6.00x6	75 in. (1.9 m) 80 in. (2 m) 156 on six tooth bars Thirteen rods — 15x6.00x6
—	Packer fork in combination with two paired rotors	Packer fork in combination with three paired rotors	Packer fork in combination with three paired rotors
—	Chain from main drive shaft; sealed ball bearings on all shafts.		
Six feeder tines on a moving finger bar Chain; sealed ball bearings	—	—	—
283 sq. in. (1826 cm ²)	283 sq. in. (1826 cm ²)	283 sq. in. (1826 cm ²)	318 sq. in. (2052 cm ²)
30 in. (76.2 cm) 79 SPMHigh-strength steel throughout; modified extension is built into the plunger face, eliminating the need for bolt-on extensions.	30 in. (76.2 cm) 93 SPM	30 in. (76.2 cm) 93 SPM	30 in. (76.2 cm) 93 SPM
Knotter Shearbolt Four balls NA	Knotter or twister Shearbolt Six balls Four coils	Knotter or twister (heavy-duty) Shearbolt Eight balls Four coils	Knotter (heavy-duty) Shearbolt Eight balls NA
22 in. (56 cm) Three-joint	22 in. (56 cm) Three-joint	22 in. (56 cm) Three-joint	22 in. (56 cm) Three-joint
Shearbolt, overrunning and slip clutches			
Hypoid with tapered roller bearings; heat-treated alloy steel running in oil			
25x7.50-15, 6PR 27x9.50-15, 6PR	27x9.50-15, 6 PR 31x13.50-15, 6PR	27x9.50-15, 6PR 31x13.50-15, 6PR	11Lx15, 6PR 14Lx16.1, 6PR
58 in. (146 cm) 108 in. (275 cm)	70 in. (178 cm) 110 in. (279 cm)	71 in. (180 cm) 120 in. (304 cm)	71 in. (180 cm) 120 in. (304 cm)
240 in. (610 cm)	247 in. (626 cm)	247 in. (626 cm)	247 in. (626 cm)
3,085 lb. (1399 kg) NA	3,400 lb. (1542 kg) 3,536lb. (1603 kg)	3,715 lb. (1685 kg) 3,851 lb. (1746 kg)	4,200 lb. (1905 kg) NA
20 mph (32 km/h)	20 mph (32 km/h)	20 mph (32 km/h)	20 mph (32 km/h)
35 hp (26 kW)	62 hp (45 kW)	75 hp (56 kW)	80 hp (60 kW)

BC5050: two- or three-joint PTO (Cat. IV); hydraulic pickup lift; hydraulic tongue swing; needle slot baffle kit; auxiliary lights; road light kit; safety chain; wagon hitch and bale loading chute; triple-purpose chute; quarter-turn bale chute; hydroformatic bale tension; ball hitch (BC5070, BC5080 only); replaceable bale chamber, hydraulic doors kit and bale case extension kit (BC5080 only); bale case extension; grass feeder kit; safety chain; two-position hitch.

Value, Service and Solutions



When you place your confidence in New Holland agricultural equipment, you also get the finest support. Your local New Holland dealer stands behind you at every step with the equipment, parts, service, and financial services you and your operation need.

Quality parts and service. Turn to your New Holland dealer after the sale for expert, factory-trained service and genuine New Holland-branded parts to keep you working productively season after season.

Financing solutions. Your New Holland dealer can tell you about smart ways to turn your financial challenges into opportunities with a portfolio of innovative financial services available through CNH Capital, including customized financing, leasing, insurance, and the purchasing convenience of a Commercial Revolving Account.



For reliable equipment, parts and service – or just honest advice on farming and finance – turn to New Holland and your trusted New Holland dealer.



New Holland tractors and hay equipment — one big productive family. Make New Holland your brand of choice for tractors AND hay equipment! Talk to your New Holland dealer about how Family Value\$ can save you money on the perfect New Holland tractor to power your productive New Holland equipment. With the Family Value\$ program, you don't have to be a big fleet operator or commercial enterprise to enjoy fleet-like discounts on the best tractors out there.



We are proud to support the FFA.

Visit our Web site at www.newholland.com/na

Design, materials and/or specifications are subject to change without notice and without liability therefor. Specifications are applicable to units sold in Canada, the United States, its territories and possessions, and may vary outside these areas.

© 2008 CNH America LLC. All rights reserved. New Holland and CNH Capital are registered trademarks of CNH America LLC. Any trademarks referred to herein, in association with goods and/or services of companies other than CNH America LLC, are the property of those respective companies.



Safety begins with a thorough understanding of the equipment. Always make sure you and your operators read the Operator's Manual before using the equipment. Pay close attention to all safety and operating decals and never operate machinery without all shields, protective devices and structures in place.

NH7030805 • 080850 • XX • PRINTED IN U.S.A.